

MAINTENANCE OF RESILIENT FLOORS: When to Strip vs. When to Deep Scrub



MAINTENANCE OF RESILIENT FLOORS: When to Strip vs. When to Deep Scrub

Long-term maintenance of resilient flooring requires periodic stripping of the existing floor coating followed by a fresh application of new coating to ensure a long life of the flooring substrate.

When managing supply and labor budgets a question often arises: *To strip or not to strip?*

The condition of the floor coating can sometimes present an option to deep-scrub and recoat to extend time between the strip and recoat process, or consider more cost-effective strippers.

When to Strip?

- Heavily soiled floors that have not been regularly maintained.
- Floor coating has deep scratches or wear patterns that expose the floor surface.

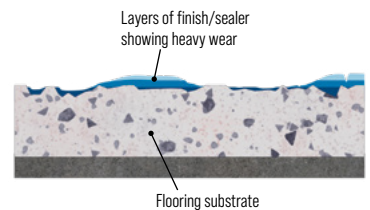
Advantages of Cost-Effective Stripper

- Super concentrate, use up to 40:1 dilution depending on floor condition and amount of finish buildup.
- Diluted cost is less than half of traditional stripper solutions.
- Effective stripping performance.




Pioneer Eclipse Formula X-Treme

FLOOR COATING SHOWING HEAVY WEAR

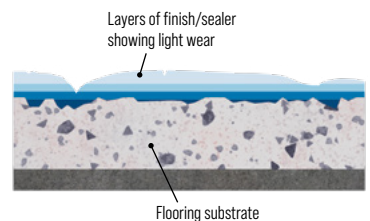


REVITALIZED FLOOR



Pioneer Eclipse
ReBoot Deep Scrub Cleaner

FLOOR COATING SHOWING LIGHT WEAR



When Not to Strip?

- Moderately soiled floors
- Floor coating shows light scuffs or scratches that do not extend below the floor coating.

Advantages of the Deep-Scrub Process

- Aggressive deep scrub cleaner removes embedded dirt.
- Also removes 1-2 coats of finish in the process, leaves behind clean, thin coat of finish.
- Applying 1-2 coats of new finish restores original luster and durability.
- Typically 1/2 chemical cost and 1/3 labor than complete strip and recoat process.

To learn more about your options on *'to strip or not to strip'* resilient flooring contact your **Pioneer Eclipse Regional Sales Manager** or call **800.367.3550**.

